



iPod INTERFACE FOR OEM CD 'CHANGER READY' OR 'SATELLITE READY' HEADUNITS


PIE iPod interfaces are designed to allow control of your iPod (songs, playlists, etc) through either the CD changer mode or satellite radio mode of the OEM headunit, provide digital quality sound, and at the same time keep your iPod charged. Three methods of iPod control are made possible with our "POD", "POD2", and "POD/S" line of interfaces depending on your iPod display and control preferences.

"POD" - (Replaces external factory CD changer, if present) - Allows track up/down, FF, REW, Shuffle, and direct access to 6 iPod playlists from the OEM headunit (iPod screen and controls are disabled).

"POD2" - (Replaces external factory CD changer, if present) - Allows track up/down, FF, and REW from the OEM headunit and retains iPod screen and controls.

"POD/S" - (Replaces factory satellite, if present) - Allows full control of the iPod and displays iPod text information on the radio display using the Satellite radio mode of the OEM headunit.

MAKE/MODEL	YEAR(S)	PIE PART#	LOCATION	NOTES
<u>ACURA</u>				
All Models	1992-2001	HON/PC-POD(2)	8-Pin DIN in trunk	
Note 1: Not compatible with: "RL" with Navigation, "NSX", "SLX" - 1996 and Up, "3.2TL" - 1999-2003, "MDX" - 2001-2004				
<u>AUDI</u>				
A3	2006	VWR/PC-POD(2)*	8-Pin Data port at headunit	Not compatible if equipped with factory Satellite radio.
A6 / A8 / Q7	2006	Not Compatible		
All Models	1998-2005	AUD/PC-POD(2)	13-Pin DIN in rear driver side	
All Models	1998-2005	VWR/PC-POD(2)	8-Pin Data port at headunit	Not compatible if equipped with factory Satellite radio.
*Note 1: Requires AA3-HAR. Note 2: 2002 and up models equipped with the "Symphony II" (6-disc in-dash) headunit will also require PIE Part # AA3-HAR. Note 3: Not compatible if vehicle is equipped with factory navigation.				
<u>BUICK</u> USE PIE's <u>GM2L-POD/S</u> WITH HARNESES LISTED BELOW				
		<u>Without XM</u>	<u>With XM</u>	
Allure	2005-2007	GM2L-R03	GML-X03	Connects at headunit in vehicles not equipped with factory Satellite.
Century	2004-2005	GM2L-R03	GML-X03	
La Crosse	2005-2007	GM2L-R03	GML-X03	
Lesabre	2004-2005	GM2L-R03	GML-X03	
Lucerne	2003-2005	GM2L-R03	GML-X03	
Lucerne	2006-2007	GM2L-R01	GML-X01	Connects at Satellite tuner in vehicles equipped with factory Satellite.
Park Avenue	2003-2005	GM2L-R03	GML-X03	
Rainier	2004-2007	GM2L-R03	GML-X03	
Rendezvous	2004-2007	GM2L-R03	GML-X03	
Tarraza	2005-2007	GM2L-R03	GML-X03	
Note: Must be XM capable radio. Use all harnesses listed above with PIE Part# GM2L-POD/S (sold separately).				
<u>CADILLAC</u> USE PIE's <u>GM2L-POD/S</u> WITH HARNESES LISTED BELOW				
		<u>Without XM</u>	<u>With XM</u>	
Escalade	2003-2006	GM2L-R03	GML-X03	Connects at headunit in vehicles not equipped with factory Satellite.
Escalade	2007	GM2L-R01	GML-X01	
Escalade ESV	2003-2006	GM2L-R03	GML-X03	
Escalade ESV	2007	GM2L-R01	GML-X01	
Escalade EXT	2004-2005	GM2L-R03	GML-X03	
Escalade 2WD	2003-2005	GM2L-R03	GML-X03	Connects at Satellite tuner in vehicles equipped with factory Satellite.
SRX	2004-2006	GM2L-R03	GML-X03	
STS	2006-2007	GM2L-R02	GML-X02	
XLR	2004-2006	GM2L-R03	GML-X03	
Note: Must be XM capable radio. Use all harnesses listed above with PIE Part# GM2L-POD/S (sold separately).				
<u>CHEVROLET</u> USE PIE's <u>GM2L-POD/S</u> WITH HARNESES LISTED BELOW				
		<u>Without XM</u>	<u>With XM</u>	
Avalanche	2003-2006	GM2L-R03	GM2L-X03	Connects at headunit in vehicles not equipped with factory Satellite.
Avalanche	2007	GM2L-R01	GM2L-X01	
Cavalier	2004-2005	GM2L-R03	GM2L-X03	
Cobalt	2005-2006	GM2L-R01	GM2L-X01	
Cobalt	2007	GM2L-R02	GM2L-X02	
Colorado	2004-2006	GM2L-R03	GM2L-X03	



iPod INTERFACE FOR OEM CD 'CHANGER READY' OR 'SATELLITE READY' HEADUNITS

MAKE/MODEL	YEAR(S)	PIE PART#	LOCATION	NOTES
Corvette	2005-2007	GM2L-R03	GM2L-X03	Connects at Satellite tuner in vehicles equipped with factory Satellite.
HHR	2006-2007	GM2L-R02	GM2L-X02	
Equinox	2005-2006	GM2L-R04	GM2L-X03	
Impala	2004-2005	GM2L-R03	GM2L-X03	
Impala	2006-2007	GM2L-R01	GM2L-X01	
Malibu/Max	2004-2007	GM2L-R05	GM2L-X02	
Monte Carlo	2003-2005	GM2L-R03	GM2L-X03	
Monte Carlo	2006-2007	GM2L-R01	GM2L-X01	
Tahoe	2003-2006	GM2L-R03	GM2L-X03	
Tahoe	2007	GM2L-R01	GM2L-X01	
SSR	2003-2007	GM2L-R02	GM2L-X02	
Silverado	2003-2006	GM2L-R03	GM2L-X03	
Silverado	2007	GM2L-R01	GM2L-X01	
Suburban	2003-2006	GM2L-R03	GM2L-X03	
Traiblazer	2004-2007	GM2L-R03	GM2L-X03	
Uplander	2005-2007	GM2L-R03	GM2L-X03	
Venture	2003-2005	GM2L-R03	GM2L-X03	

Note: Must be XM capable radio.

Use all harnesses listed above with PIE Part# GM2L-POD/S (sold separately).

CHRYSLER

300	2005-2006	Not compatible	
300M	1999-2001	CHRY98/PC-POD(2)	8-Pin DIN at headunit
300M	2002-2004	CHRY02/PC-POD(2)	10-Pin connector at headunit
Concorde	1998-2001	CHRY98/PC-POD(2)	8-Pin DIN at headunit
Concorde	2002-2005	CHRY02/PC-POD(2)	10-Pin connector at headunit
Crossfire	2004-2006	Not compatible	
LHS	1999-2001	CHRY98/PC-POD(2)	8-Pin DIN at headunit
LHS	2002-2004	CHRY02/PC-POD(2)	10-Pin connector at headunit
Pacifica	2003-2006	CHRY02/PC-POD(2)	10-Pin connector at headunit
PT Cruiser	2001	CHRY98/PC-POD(2)	8-Pin DIN at headunit
PT Cruiser	2002-2005	CHRY02/PC-POD(2)	10-Pin connector at headunit
PT Cruiser	2006	Not compatible	
Sebring	2001	CHRY98/PC-POD(2)	8-Pin DIN at headunit
Sebring	2002-2006	CHRY02/PC-POD(2)	10-Pin connector at headunit
Town & Country	2001	CHRY98/PC-POD(2)	8-Pin DIN at headunit
Town & Country	2002-2006	CHRY02/PC-POD(2)	10-Pin connector at headunit
Voyager	2001	CHRY98/PC-POD(2)	8-Pin DIN at headunit
Voyager	2002-2004	CHRY02/PC-POD(2)	10-Pin connector at headunit

Note 1: CHRY98/PC-POD(2) - Must be 'Rounded Face' radio with 'CD-C' button.

Note 2: CHRY02/PC-POD(2) - Radio must be CD changer controller.

Note 3: Not compatible with "RBQ" (6-disc in-dash), and "RB4" (Navigation Radios).

Note 4: CHRY02/PC-POD(2) not compatible if equipped with factory satellite radio

CHRYSLER


All Models | 1995-2000 | CHRY/PC-POD(2) | 8-Pin DIN at headunit

Note: Radio must be one of the following CD changer controller headunits:

- 5-preset radio with 5-band EQ, "DISC ^" and "DISC v" on presets 1 and 5, and "MODE" button.
- 6-preset radio with Bass and Treble slider controls, "DIRECT DISC SELECT 1-6" printed above radio presets, and "MODE/EJECT" button.

DODGE

Caravan	2001	CHRY98/PC-POD(2)	8-Pin DIN at headunit
Caravan	2002-2006	CHRY02/PC-POD(2)	10-Pin connector at headunit
Dakota	2001	CHRY98/PC-POD(2)	8-Pin DIN at headunit
Dakota	2002-2004	CHRY02/PC-POD(2)	10-Pin connector at headunit
Dakota	2005-2006	Not compatible	
Durango	2001	CHRY98/PC-POD(2)	8-Pin DIN at headunit
Durango	2002-2003	CHRY02/PC-POD(2)	10-Pin connector at headunit
Durango	2004-2006	Not compatible	
Intrepid	1998-2001	CHRY98/PC-POD(2)	8-Pin DIN at headunit
Intrepid	2002-2004	CHRY02/PC-POD(2)	10-Pin connector at headunit
Magnum	2005-2006	Not compatible	
Neon	2000-2001	CHRY98/PC-POD(2)	8-Pin DIN at headunit
Neon	2002-2005	CHRY02/PC-POD(2)	10-Pin connector at headunit
Stratus	2001	CHRY98/PC-POD(2)	8-Pin DIN at headunit
Stratus	2002-2005	CHRY02/PC-POD(2)	10-Pin connector at headunit
Ram	2001	CHRY98/PC-POD(2)	8-Pin DIN at headunit



iPod INTERFACE FOR OEM CD 'CHANGER READY' OR 'SATELLITE READY' HEADUNITS

MAKE/MODEL	YEAR(S)	PIE PART#	LOCATION	NOTES
Ram Ram	2002-2005 2006	CHRY02/PC-POD(2) Not compatible	10-Pin connector at headunit	

Note 1: CHRY98/PC-POD (2) - Must be 'Rounded Face' radio with 'CD-C' button.

Note 2: CHRY02/PC-POD (2) – Radio must be CD changer controller.

Note 3: Not compatible with "RBQ" (6-disc in-dash), and "RB4" (Navigation Radios).

Note 4: CHRY02/PC-POD(2) not compatible if equipped with factory satellite radio

DODGE

All Models | 1995-2000 | CHRY/PC-POD(2) | 8-Pin DIN at headunit

Note: Radio must be one of the following CD changer controller headunits:

- 5-preset radio with 5-band EQ, "DISC ^" and "DISC v" on presets 1 and 5, and "MODE" button
- 6-preset radio with Bass and Treble slider controls, "DIRECT DISC SELECT 1-6" printed above radio presets and "MODE/EJECT" button

EAGLE


All Models | 1995-1998 | CHRY/PC-POD(2) | 8-Pin DIN at headunit

Note: Radio must be one of the following CD changer controller headunits:

- 5-preset radio with 5-band EQ, "DISC ^" and "DISC v" on presets 1 and 5, and "MODE" button
- 6-preset radio with Bass and Treble slider controls, "DIRECT DISC SELECT 1-6" printed above radio presets, and "MODE/EJECT" button.

FORD 2004 Models equipped with 6-Disc in-Dash, THX certified. Navigation radio may use Part # FRD03/PC-POD(2)

Crown Victoria	1995-1997	FRDF/PC-POD(2)	16-Pin connector at headunit	Premium Audio System
Crown Victoria	1995-1997	FRDR/PC-POD(2)	RCU in rear driver side panel	JBL or LUX Audio System
Crown Victoria	1998-2002	FRDN/PC-POD(2)	20-Pin connector at headunit	Must be CD Changer controlling radio.
Crown Victoria	2003-2004	FRD03/PC-POD(2)	16 & 24 Pin connector at H/U	Must be CD Changer controlling radio.
Crown Victoria	2005-2006	FRD03-POD/S	16 & 24 Pin connector at H/U	Radio must have "SAT" button
Escape	2001-2005	FRDN/PC-POD(2)	20-Pin connector at headunit	Must be CD Changer controlling radio.
Escape	2004-2005	FRD03/PC-POD(2)	16 & 24 Pin connector at H/U	Radio Model 3L8T-18C815-FB
Escape	2004-2005	FRDN-POD/S	20-Pin connector at headunit	Radio must have "SAT" button
Escape	2004-2005	FRD03-POD/S	16 & 24 Pin connector at H/U	Radio must have "SAT" button
Escape Hybrid	2006	FRDN-POD/S	20-Pin connector at headunit	Non-navigation radio; Radio must have "SAT" button
Escape Hybrid	2006	FRD03-POD/S	16 & 24 Pin connector at H/U	Non-navigation radio; Radio must have "SAT" button
Escape Hybrid	2006	FRDC/PC-POD(2)	12-Pin connector at headunit	Navigation Radio Only (takes place of OEM changer)
Escape Hybrid	2006	FRDW/PC-POD(2)	12-Pin data cable under passenger seat	Navigation Radio Only (takes place of OEM changer)
Econoline	1997	FRDF/PC-POD(2)	16-Pin connector at headunit	Must be CD Changer controlling radio.
Econoline	1998-2005	FRDN/PC-POD(2)	20-Pin connector at headunit	Must be CD Changer controlling radio.
Escort	1997-2003	FRDW/PC-POD(2)	12-Pin data cable in trunk/rear	Use FRDF/PC-POD(2) at headunit if not pre-wired.
Excursion	2000-2005	FRDN/PC-POD(2)	20-Pin connector at headunit	Must be CD Changer controlling radio.
Expedition	1997-1998	FRDF/PC-POD(2)	16-Pin connector at headunit	Must be CD Changer controlling radio.
Expedition	1999-2002	FRDN/PC-POD(2)	20-Pin connector at headunit	Must be CD Changer controlling radio.
Expedition	2004-2006	FRD03-POD/S	16 & 24 Pin connector at H/U	Radio must have "SAT" button & no factory DVD (RSE)
Explorer	1995-1997	FRDF/PC-POD(2)	16-Pin connector at headunit	Premium Audio System
Explorer	1995-1997	FRDR/PC-POD(2)	RCU in rear passenger side panel	JBL or LUX Audio System
Explorer	1998-2004	FRDN/PC-POD(2)	20-Pin connector at headunit	Must be CD Changer controlling radio.
Explorer	2004-2005	FRDN-POD/S	20-Pin connector at headunit	Radio must have "SAT" button & no factory DVD (RSE)
Explorer	2004-2005	FRD03-POD/S	16 & 24 Pin connector at H/U	Radio must have "SAT" button & no factory DVD (RSE)
Explorer	2006	FRD04-POD/S	16- Pin connector at headunit	Not Compatible if equipped with factory Satellite or DVD (RSE)
Five Hundred	2005-2006	FRD04-POD/S	16- Pin connector at headunit	Not Compatible if equipped with factory Satellite or DVD (RSE)
F-150 Pick Up	1997	FRDF/PC-POD(2)	16- Pin connector at headunit	Must be CD-Changer controlling radio
F-150 Pick Up	2005-2006	FRD04-POD/S	16- Pin connector at headunit	Not Compatible if equipped with factory Satellite or DVD (RSE)
F-Series Pick Up	1998-2003	FRDN/PC-POD(2)	20-Pin connector at headunit	Must be CD-Changer controlling radio
Freestar	2004-2005	FRD03/PC-POD(2)	16 & 24 Pin connector at H/U	Radio Models 3F2T-18C868-AJ, 3F2T-18C869-AJ
Focus	2000-2003	FRDC/PC-POD(2)	12-Pin connector at headunit	Must be CD Changer controlling radio. Not compatible with Blaupunkt Headunit.
Focus	2005-2006	FRD04-POD/S	16-Pin connector at headunit	Not Compatible if equipped with factory Satellite or DVD (RSE)
Freestyle	2005-2006	FRD04-POD/S	16-Pin connector at headunit	Not Compatible if equipped with factory Satellite or DVD (RSE)
Fusion	2006	FRD04-POD/S	16-Pin connector at headunit	Not Compatible if equipped with factory Satellite or DVD (RSE)
HN80 Heavy Duty	1996-1997	FRDF/PC-POD(2)	16-Pin connector at headunit	Must be CD Changer controlling radio
Mustang	2001-2004	FRDN/PC-POD(2)	20-Pin connector at headunit	Must be CD Changer controlling radio
Mustang	2004	FRD03/PC-POD(2)	16 & 24 Pin connector at H/U	Radio model 3R3T-18C815-UE only.
Mustang	2004	FRD03-POD/S	16 & 24 Pin connector at H/U	Radio must have "SAT" button
Mustang	2005-2006	FRD04-POD/S	16-Pin connector at headunit	Not Compatible if equipped with factory Satellite or DVD (RSE)
Ranger	1995-1997	FRDF/PC-POD(2)	16-Pin connector at headunit	Must be CD Changer controlling radio
Ranger	1998-2004	FRDN/PC-POD(2)	20-Pin connector at headunit	Must be CD Changer controlling radio
Shelby GT-H	2006	FRD04-POD/S	16-Pin connector at headunit	Not Compatible if equipped with factory Satellite or DVD (RSE)



iPod INTERFACE FOR OEM CD 'CHANGER READY' OR 'SATELLITE READY' HEADUNITS

MAKE/MODEL	YEAR(S)	PIE PART#	LOCATION	NOTES
Sport Trac	2000-2005	FRDN/PC-POD(2)	20-Pin connector at headunit	Must be CD Changer controlling radio Radio must have "SAT" button
Sport Trac	2004-2005	FRDN-POD/S	20-Pin connector at headunit	
Sport Trac	2004-2005	FRD03-POD/S	16 & 24 Pin connector at H/U	
Taurus	1996-2006	FRDR/PC-POD(2)	RCU in rear driver side panel	
Thunderbird	2001-2003	FRDN/PC-POD(2)	20-Pin connector at headunit	
Thunderbird	2004-2005	FRD03-POD/S	16 & 24 Pin connector at H/U	Must be CD Changer controlling radio Radio must have "SAT" button
Windstar	1999-2003	FRDN/PC-POD(2)	20-Pin connector at headunit	

Note: Not compatible with 2003 and up 6-disc headunits not equipped with external CD-Changer capabilities.

GMC USE PIE's **GM2L-POD/S** WITH HARNESSES LISTED BELOW

		<i>Without XM</i>	<i>With XM</i>	
Canyon	2004-2007	GM2L-R03	GM2L-X03	Connects at headunit in vehicles not equipped with factory Satellite.
Envoy	2003-2007	GM2L-R03	GM2L-X03	
Sierra	2003-2006	GM2L-R03	GM2L-X03	
Sonoma	2003-2004	GM2L-R03	GM2L-X03	Connects at Satellite tuner in vehicles equipped with factory Satellite.
Yukon	2004-2005	GM2L-R03	GM2L-X03	
Yukon Denali	2007	GM2L-R01	GM2L-X01	

Note: Must be XM capable radio.

Use all harnesses listed above with PIE Part# GM2L-POD/S (sold separately).

HONDA

Model	Year(s)	PIE Part#	Location	Notes
Accord	2003-2006	Not compatible		Compatibility includes Si and Hybrid models.
Accord	1998-2002	HON98/PC-POD(2)	14-Pin Data port at headunit	
Accord	1992-1997	HON/PC-POD(2)	8-Pin DIN at headunit	
Civic	2006	Not compatible		
Civic	1999-2005	HON98/PC-POD(2)	14-Pin Data port at headunit	
Civic	1992-1998	HON/PC-POD(2)	8-Pin DIN at headunit	
CRV	2005-2006	Not compatible		
CRV	1999-2004	HON98/PC-POD(2)	14-Pin Data port at headunit	
CRV	1997-1998	HON/PC-POD(2)	8-Pin DIN at headunit	
Del Sol	1993-1997	HON/PC-POD(2)	8-Pin DIN at headunit	
Odyssey	2005-2006	Not compatible		
Odyssey	1999-2004	HON98/PC-POD(2)	14-Pin Data port at headunit	
Odyssey	1995-1998	HON/PC-POD(2)	8-Pin DIN at headunit	
Pilot	2003-2005	HON98/PC-POD(2)	14-Pin Data port at headunit	
Pilot	2006	Not compatible		
Prelude	1992-1998	HON/PC-POD(2)	8-Pin DIN at headunit	
Prelude	1999-2001	HON98/PC-POD(2)	14-Pin Data port at headunit	
S2000	2000-2003	HON98/PC-POD(2)	14-Pin Data port at headunit	
S2000	2004-2006	Not compatible		

Note 1: Not compatible with 1995 and up Passport or models equipped with Navigation system.

Note 2: Radios without shuffle or repeat function do not support Bank select feature.

HUMMER USE PIE's **GM2L-POD/S** WITH HARNESSES LISTED BELOW

		<i>Without XM</i>	<i>With XM</i>	
H2	2003-2007	GM2L-R03	GM2L-X03	Connects at headunit in vehicles not equipped with factory Satellite. Connects at Satellite tuner in vehicles equipped with factory Satellite.
H3	2006-2007	GM2L-R03	GM2L-X03	

Note: Must be XM capable radio.

Use all harnesses listed above with PIE Part# GM2L-POD/S (sold separately).

ISUZU USE PIE's **GM2L-POD/S** WITH HARNESSES LISTED BELOW


		<i>Without XM</i>	<i>With XM</i>	
Ascender 2WD	2005-2007	GM2L-R03	GM2L-X03	Connects at headunit in vehicles not equipped with factory Satellite. Connects at Satellite tuner in vehicles equipped with factory Satellite.

Note: Must be XM capable radio.

Use all harnesses listed above with PIE Part# GM2L-POD/S (sold separately).

JAGUAR

S Type	2000-2002	JAGW/PC-POD(2)	12-Pin Data cable in trunk	Not compatible with 2003 and Up S-Type.
S Type	2000-2002	JAG/PC-POD(2)	12-Pin Data port at headunit	Not compatible with 2003 and Up S-Type.



iPod INTERFACE FOR OEM CD 'CHANGER READY' OR 'SATELLITE READY' HEADUNITS

MAKE/MODEL	YEAR(S)	PIE PART#	LOCATION	NOTES
<u>JEEP</u>				
Commander	2006	Not compatible		
Grand Cherokee	1999-2001	CHRY98/PC-POD(2)	8-Pin DIN at headunit	Must be CD Changer controlling radio, 'CD-C' button. Must be CD Changer controlling radio, 'MODE' button.
Grand Cherokee	2002-2004	CHRY02/PC-POD(2)	10-Pin connector at headunit	
Grand Cherokee	2005-2006	Not compatible		
Liberty	2002-2005	CHRY02/PC-POD(2)	10-Pin connector at headunit	Must be CD Changer controlling radio, 'MODE' button. Must be CD Changer controlling radio, 'MODE' button.
Wrangler	2002-2005	CHRY02/PC-POD(2)	10-Pin connector at headunit	

Note: Not compatible with the RBQ (6-disc in-dash) and RB4 (Navigation radios).

<u>JEEP</u>				
All Models	1996-1998	CHRY/PC-POD(2)	8-Pin DIN at headunit	

Note: Radio must be CD changer controller with "MODE" button.

<u>LINCOLN</u> 2004 Models equipped with 6-Disc in-Dash, THX certified, Navigation radio, may use Part # FRD03/PC-POD(2).				
Aviator	2002-2003	FRDN/PC-POD(2)	20-Pin connector at headunit	Must be CD Changer controlling radio. Must be CD Changer controlling radio.
Aviator	2004-2005	FRD03PC-POD(2)	16 & 24-Pin connectors at H/U	
Aviator	2004-2005	FRD03-POD/S	16 & 24 Pin connector at H/U	Radio must have "SAT" button & no factory DVD (RSE)
Continental	1995-1997	FRDF/PC-POD(2)	16-Pin connector at headunit	Premium Audio System
Continental	1995-1997	FRDR/PC-POD(2)	RCU in rear driver side panel	JBL or LUX Audio System
Continental	1998-2002	FRDN/PC-POD(2)	20-Pin connector at headunit	Must be CD Changer controlling radio.
LS	2000-2003	FRDN/PC-POD(2)	20-Pin connector at headunit	Must be CD Changer controlling radio.
LS	2004-2005	FRD03/PC-POD(2)	16 & 24-Pin connectors at H/U	Must be CD Changer controlling radio.
LS	2004-2005	FRD03-POD/S	16 & 24 Pin connector at H/U	Radio must have "SAT" button
Mark VIII	1995-1998	FRDF/PC-POD(2)	16-Pin connector at headunit	Must be CD Changer controlling radio.
Mark LT	2005-2006	FRD04-POD/S	16-Pin connector at headunit	Not Compatible if equipped with factory Satellite or DVD (RSE)
Navigator	1997-1998	FRDF/PC-POD(2)	16-Pin connector at headunit	Must be CD Changer controlling radio.
Navigator	1999-2002	FRDN/PC-POD(2)	20-Pin connector at headunit	Must be CD Changer controlling radio.
Navigator	2004-2006	FRD03-POD/S	16 & 24-Pin connectors at H/U	Radio must have "SAT" button & no factory DVD (RSE)
Town Car	1995-1997	FRDF/PC-POD(2)	16-Pin connector at headunit	Premium Audio System
Town Car	1995-1997	FRDR/PC-POD(2)	RCU in rear driver side panel	JBL or LUX Audio System
Town Car	1998-2002	FRDW/PC-POD(2)	12-Pin data cable in trunk/rear	Use FRDN if not pre-wired
Town Car	2003-2004	FRD03-POD/S	16 & 24-Pin connectors at H/U	Must be CD Changer controlling radio.
Town Car	2005-2006	FRD03-POD/S	16 & 24-Pin connectors at H/U	Radio must have "SAT" button


Note: Not compatible with 2003 and up 6-disc headunit not equipped with external CD-Changer capabilities.

<u>MAZDA</u>				
B Series Truck	1995-1997	FRDF/PC-POD(2)	16-Pin connector at headunit	Must be CD Changer controlling radio.
B Series Truck	1998-2001	FRDN/PC-POD(2)	20-Pin connector at headunit	Must be CD Changer controlling radio.
Tribute	2001-2002	FRDN/PC-POD(2)	20-Pin connector at headunit	Must be CD Changer controlling radio.

<u>MERCURY</u> 2004 Models equipped with 6-Disc in-Dash, THX certified, Navigation radio, may use Part # FRD03/PC-POD(2)				
Cougar	1999-2002	FRDC/PC-POD(2)	12-Pin connector at headunit	Must be CD Changer controlling radio.
Grand Marquis	1995-1997	FRDF/PC-POD(2)	16-Pin connector at headunit	Premium Audio System
Grand Marquis	1995-1997	FRDR/PC-POD(2)	RCU in rear driver side panel	JBL or LUX Audio System
Grand Marquis	1998-2002	FRDN/PC-POD(2)	20-Pin connector at headunit	Must be CD Changer controlling radio.
Grand Marquis	2003-2004	FRD03/PC-POD(2)	16 & 24-Pin connector at H/U	Must be CD Changer controlling radio.
Grand Marquis	2005-2006	FRD03-POD/S	16 & 24-Pin connectors at H/U	Radio must have "SAT" button
Marauder	2003-2004	FRD03/PC-POD(2)	16 & 24-Pin connector at H/U	Must be CD Changer controlling radio.
Mariner	2005-2006	FRDN-POD/S	20-Pin connector at headunit	Radio must have "SAT" button & no factory DVD (RSE)
Mariner	2005-2006	FRD03-POD/S	16 & 24-Pin connectors at H/U	Radio must have "SAT" button & no factory DVD (RSE)
Mountaineer	1997	FRDR/PC-POD(2)	RCU in rear passenger panel	JBL or LUX Audio System
Mountaineer	1997	FRDF/PC-POD(2)	16-Pin connector at headunit	Premium Audio System
Mountaineer	1998-2004	FRDN/PC-POD(2)	20-Pin connector at headunit	Must be CD Changer controlling radio.
Mountaineer	2005-2006	FRD03-POD/S	16 & 24-Pin connectors at H/U	Radio must have "SAT" button & no factory DVD (RSE)
Montego	2005-2006	FRD04-POD/S	16-Pin connector at headunit	Not Compatible if equipped with factory Satellite or DVD (RSE)
Monterey	2005-2006	Not compatible		
Sable	1996-2006	FRDR/PC-POD(2)	RCU in rear driver side panel	JBL or LUX Audio System
Tracer	1997-2002	FRDW/PC-POD(2)	12-Pin data cable in trunk/rear	Use FRDF/PC-POD(2) at headunit if not pre-wired
Villager	1997-1998	FRDF/PC-POD(2)	16-Pin connector at headunit	Must be CD Changer controlling radio.
Villager *	1999-2002	FRDN/PC-POD(2)	20-Pin connector at headunit	Must be CD Changer controlling radio.

Note 1: *If the 2001-2002 Villager is equipped with factory video system, use PIE Part # FRDW/PC-POD(2).

Note 2: Not compatible with 2003 and up 6-disc in-dash headunit not equipped with external CD-Changer capabilities.



iPod INTERFACE FOR OEM CD 'CHANGER READY' OR 'SATELLITE READY' HEADUNITS

MAKE/MODEL	YEAR(S)	PIE PART#	LOCATION	NOTES
<u>NISSAN</u>				
Quest	1997-1998	FRDF/PC-POD(2)	16-Pin connector at headunit	Must be CD Changer controlling headunit
Quest	1999-2003	FRDN/PC-POD(2)	20-Pin connector at headunit	Must be CD Changer controlling headunit
Quest	2004-Up	Not compatible		

Note 1: If the 2001-2003 Quest is equipped with factory video system, use PIE Part # FRDW/PC-POD(2).

<u>PONTIAC</u> USE PIE's <u>GM2L-POD/S</u> WITH HARNESES LISTED BELOW				
		<i>Without XM</i>	<i>With XM</i>	
Aztec	2004-2005	GM2L-R03	GM2L-X03	Connects at headunit in vehicles not equipped with factory Satellite.
Grand AM	2003-2005	GM2L-R03	GM2L-X03	
Grand Prix	2004-2007	GM2L-R03	GM2L-X03	
G5	2007	GM2L-R02	GM2L-X02	
G6	2006-2007	GM2L-R05	GM2L-X02	
Montana	2004-2007	GM2L-R03	GM2L-X03	
Pursuit	2005-2006	GM2L-R05	GM2L-X02	Connects at Satellite tuner in vehicles equipped with factory Satellite.
Solstice	2006-2007	GM2L-R02	GM2L-X02	
Sunfire	2004-2005	GM2L-R03	GM2L-X03	
Torrent	2006	GM2L-R03	GM2L-X03	
Torrent	2007	GM2L-R01	GM2L-X01	
Vibe	2004-2007	GM2L-R03	GM2L-X03	

Note: Must be XM capable radio. Use all harnesses listed above with PIE Part# GM2L-POD/S (sold separately).

<u>PLYMOUTH</u>				
All Models	1995-2000	CHRY/PC-POD(2)	8-Pin DIN at headunit	

Note: Radio must be one of the following CD changer controller headunits:

- 5-preset radio with 5-band EQ, "DISC ^" and "DISC v" on presets 1 and 5, and "MODE" button.
- 6-preset radio w/Bass and Treble slider controls, "DIRECT DISC SELECT 1-6" printed above radio presets & "MODE/EJECT" button.

<u>SAAB</u> USE PIE's <u>GM2L-POD/S</u> WITH HARNESES LISTED BELOW				
		<i>Without XM</i>	<i>With XM</i>	
9-7x	2006-2007	GM2L-R03	GM2L-X03	Connects at headunit in vehicles not equipped with factory Satellite. Connects at Satellite tuner in vehicles equipped with factory Satellite.

Note: Must be XM capable radio. Use all harnesses listed above with PIE Part# GM2L-POD/S (sold separately).

<u>SATURN</u> USE PIE's <u>GM2L-POD/S</u> WITH HARNESES LISTED BELOW				
		<i>Without XM</i>	<i>With XM</i>	
Aura	2007	GM2L-R02	GM2L-X02	Connects at headunit in vehicles not equipped with factory Satellite.
ION	2004-2007	GM2L-R02	GM2L-X02	
Relay AWD	2005-2007	GM2L-R03	GM2L-X03	
Relay EXT	2003-2007	GM2L-R03	GM2L-X03	
Sky	2007	GM2L-R02	GM2L-X02	Connects at Satellite tuner in vehicles equipped with factory Satellite.
VUE AWD	2005-2007	GM2L-R02	GM2L-X02	
VUE FWD	2005-2006	GM2L-R02	GM2L-X02	

Note: Must be XM capable radio. Use all harnesses listed above with PIE Part# GM2L-POD/S (sold separately).

<u>VOLKSWAGEN</u>				
All Models	1998-2006	VW/PC-POD(2)	12-Pin data cable in trunk / center console	Must be Double-Din Radio w/ AM/FM/CASS/CD
All Models	1998-2006	VWR/PC-POD(2)	8-Pin data port at headunit	
All Models	2002-2006	VW02/PC-POD(2)	12-Pin data port at headunit	
Touareg	2003-200	VW02/PC-POD(2)	12-Pin data port at headunit	

Not compatible with 2005.5-up 6-Disc radio

COMPATIBLE IPOD MODELS INCLUDE THE FOLLOWING:
MINI / G3 / G4
NANO / COLOR / PHOTO / VIDEO (POD2 & POD/S)